


MB 310-508 Single mold

Pitch: 5.08mm(0.200inch)

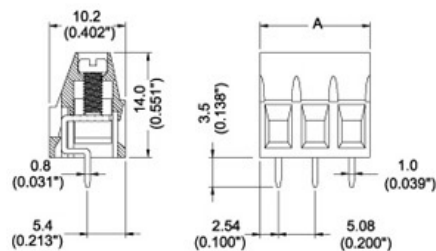
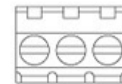


SPECIFICATIONS

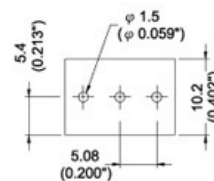
			CUL	VDE
負載電壓	Rated Voltage	Bemessungsspannung	AC 300V	AC 250V
負載電流	Rated Current	Bemessungsstrom	16A	16A
電線線徑	Wire Size	Leitergrößen	26~12AWG	0.2~4mm ²
塑膠本體	Housing Material	Isolierstofftyp	Polyamide66(UL94V-0)	
押線圈	Cage Clamp	Klemmkörper	Steel, Ni plated	
端子	Terminal	Stiftmaterial	Brass, Tin plated	
螺絲	Screw Size	Schraubengewinde	M2.6, steel, Ni plated	
操作溫度	Operating Temperature	Umgebungstemperatur	-40°C to + 105°C	
扭力	Torque	Anzugsmoment	7.0 lb-inch	
PC板孔徑	PCB Hole Diameter	Lochdurchmesser	φ 1.5mm	
UL File No.	E167040			

TABLE

Item No.	A(mm)	A(inch)
MB310-50802	10.2	0.400
MB310-50803	15.2	0.600
MB310-50804	20.3	0.800
MB310-50805	25.4	1.000
MB310-50806	30.5	1.200
MB310-50807	35.6	1.400
MB310-50808	40.6	1.600
MB310-50809	45.7	1.800
MB310-50810	50.8	2.000
MB310-50811	55.9	2.200
MB310-50812	61.0	2.400
MB310-50813	66.0	2.600
MB310-50814	71.1	2.800
MB310-50815	76.2	3.000
MB310-50816	81.3	3.200
MB310-50817	86.4	3.400
MB310-50818	91.4	3.600
MB310-50819	96.5	3.800
MB310-50820	101.6	4.000
MB310-50821	106.7	4.200
MB310-50822	111.8	4.400
MB310-50823	116.8	4.600
MB310-50824	121.9	4.800



PCB Layout



Note:

Screw Plating: Changes are available upon request

Cage Clamp: MB 312: Brass

MB 311: Zinc