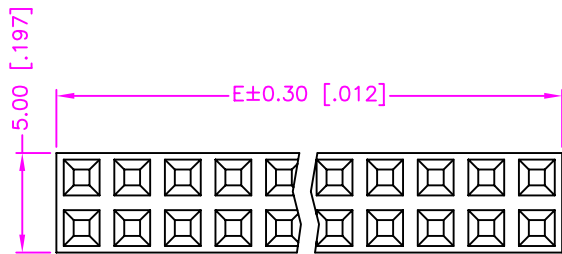


REV.	DESCRIPTION	DATE
A	RELEASE	May 08, 2002
B	DRAW MODIFY	Nov. 11, 2002
C	RoHS MODIFY	Feb. 17, 2005



$$E = (\text{NO. OF POSITION PER ROW}) \times 2.54 + 0.66$$

$$(\text{NO. OF POSITION PER ROW}) \times 1.00 + .026$$

$$F = (\text{NO. OF POSITION PER ROW} - 1) \times 2.54$$

$$(\text{NO. OF POSITION PER ROW} - 1) \times 1.00$$

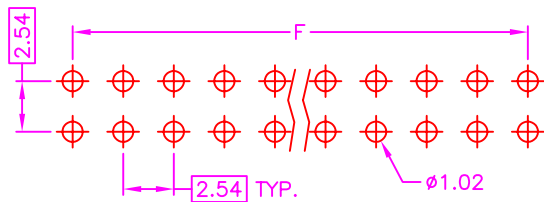
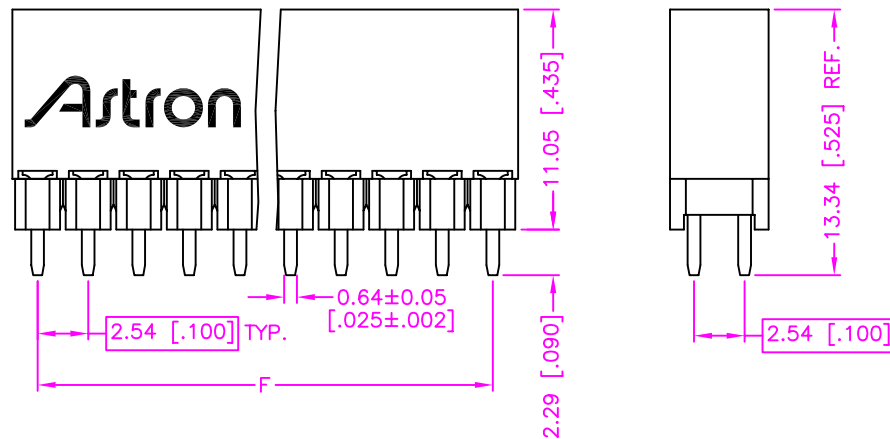
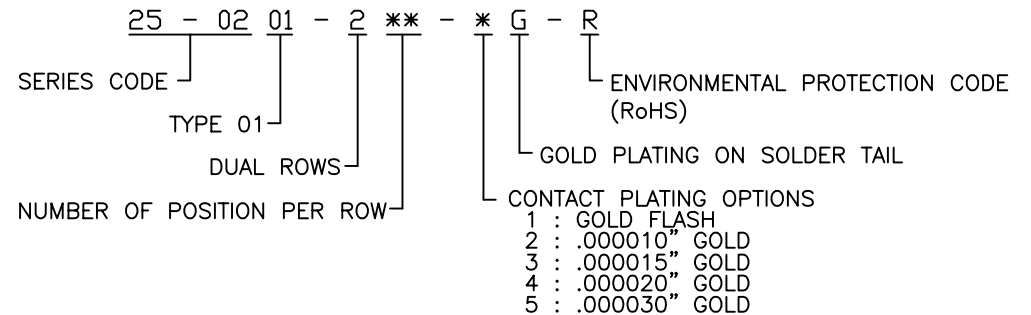
MATERIALS

1. HOUSING : P.B.T (UL 94V-0), BLACK.
2. TERMINAL : PHOSPHOR BRONZE. (t=0.64mm)
3. STRIP : P.B.T., BLACK.

SPECIFICATION

1. CURRENT RATING : 3 AMP. MAX.
2. DIELECTRIC WITHSTANDING VOLTAGE : 1000V AC R.M.S. FOR ONE MINUTE.
3. INSULATION RESISTANCE : 5000M OHMS MIN. AT 1000V DC.
4. CONTACT RESISTANCE : 30m OHMS MAX.
5. OPERATING TEMPERATURE : -55°C TO +105°C.

ORDER INFORMATION :



RECOMMEND P.C.B. LAYOUT
TOP VIEW

TOLERANCE .0=±0.30 [.012] .00=±0.20 [.008] .000=±.XXX .0000=±. ANG.=±3°		DRAWER <i>SUE</i>	 WWW.ASTRON.COM.TW
		CHECK <i>ANY</i>	
UNITS : mm [inch]		APP'D <i>ERP</i>	NAME POST HEADER RECEPTACLE 2.54mm PITCH, P.C.B. MOUNT VERTICAL, ELEVATED TYPE
SCALE NONE	SIZE A4	PRODUCT SPEC. 203-0009 C341-2005	DRAW NO. C25-0201-2XX-XG-R
SHEET 1 OF 1		REV. C	(A)